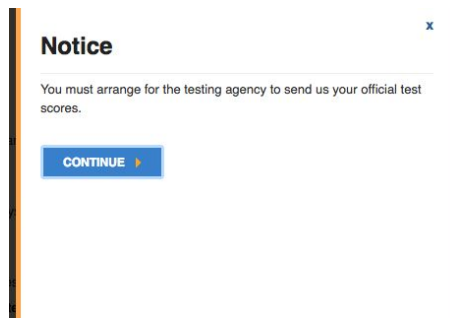




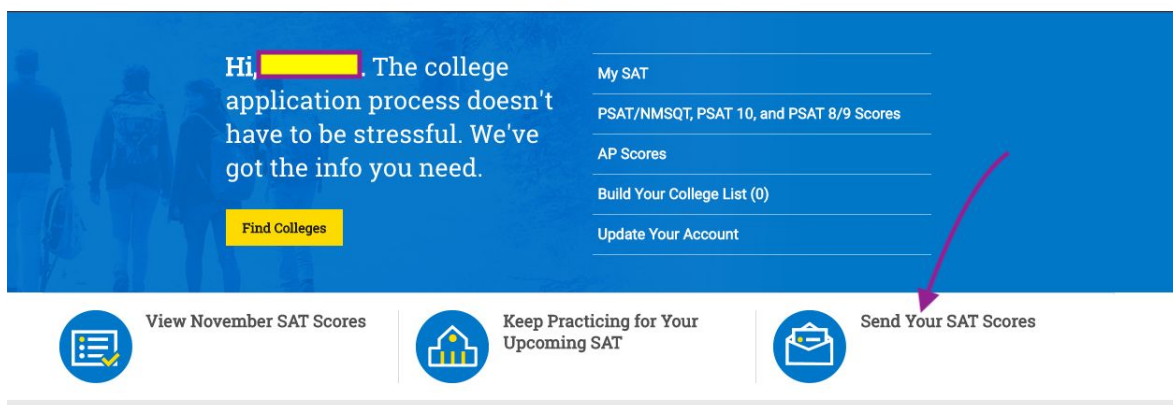
## SENDING OFFICIAL SCORES

All Universities require that official SAT/ACT scores be sent through College Board or ACT. Org This sheet will only cover SAT/SAT Subject. See below and see your counselor if you have questions/concerns.

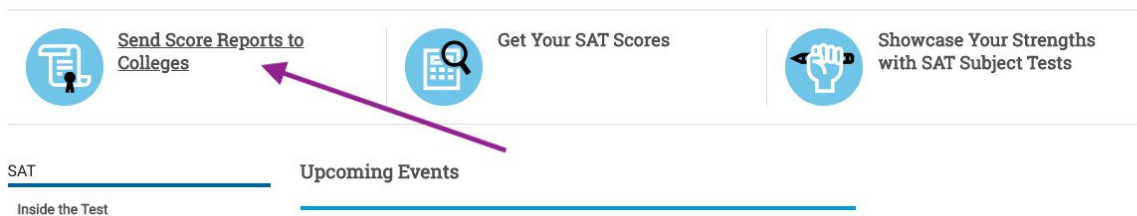
You should have seen this on your UC application. This reminds you that you need to submit your scores officially.



### 1. Log on to Collegeboard.org -Click on Send Your SAT Scores



### 2. Click on Send Your Report to Colleges



### 3. Click on Send Available Scores

[Apply to college for free using your four college application fee waivers.](#)



#### My Test Registrations

You have no open registrations.

#### My Scores

Send Available Scores

### 4. Search for your Schools

**Send to only ONE UC and ONE CSU.**

For CSU, you can use code 3594

Search for Colleges and Scholarships  Show My Previous Selections

Start by typing the college or the scholarship name. Avoid typing "college" or "university" - it will take you longer to locate specific college and programs.

Name:

State:

[More Search Options▲](#)

[Clear Search](#) or

[Search](#)

[Search for College Essay Requirements](#)

All available Recipients

[Add >](#)

[< Remove](#)

Your Selected Recipients:

[Cancel](#)

[Continue](#)

### 5. Print your invoice as proof!

**Your SAT Score Reports will be sent soon**  
Here are your next steps ...

**Step 1**

#### Print Your Order

University W	Your Selected Scores	2-4 Weeks	FREE
University X	All Scores	2-4 Weeks	FREE
University Y	Your Selected Scores	1-2 Weeks	FREE
University Z	All Scores	1-2 Weeks	FREE
TOTAL:			FREE

[Print Your Order Invoice](#)